124mm

320mm

FLEXIBLE DIGITAL THERMOMETER

OWNERS，MANUAL

Model: DMT - 4333

Warning :

⚠ Read instructions thoroughly before using digital thermometer.
⚠ Choking Hazard: Thermometer cap and battery may be fatal if swallowed. Do not allow children to use this device without parental supervision.
⚠ Do not use thermometer in ear. Designed use is for oral, rectal, and armpit (axilla) readings only.
⚠ Do not place thermometer battery near extreme heat as it may explode.
⚠ Note: Use of the probe cover may result in a 0.1℃(0.2℉) discrepancy from actual temperature.
⚠ Remove battery from the device when not in operation for a long time.
⚠ The use of temperature readings for self-diagnosis is dangerous. Consult your doctor for the interpretation of results. Self-diagnosis may lead to the worsening of existing disease conditions.
⚠ Do not attempt measurements when the thermometer is wet as inaccurate readings may result.
⚠ Do not bite the thermometer. Doing so may lead to breakage and/or injury.
⚠ Do not attempt to disassemble or repair the thermometer. Doing so may result in inaccurate readings.
⚠ After each use, disinfect the thermometer especially in case the device is used by more than one person.
⚠ Do not force the thermometer into the rectum. Stop insertion and abort the measurement when pain is present. Failure to do so may lead to injury.
⚠ Do not use thermometer orally after being used rectally.
⚠ For children who are two years old or younger, please do not use the devices orally.
⚠ If the unit has been stored at temperatures over 5℃ 40℃(41℉ 104℉), leave it in 5℃ 40℃ (41℉ 104℉) ambient temperature for about 15 minutes before using it.

PLEASE READ CAREFULLY BEFORE USING

This digital thermometer provides a quick and highly accurate reading of an individual's body temperature. The digital thermometer is intended to measure the human body's temperature in regular mode orally, rectally or under the arm, and the device is reusable for clinical or home use on people of all ages. To better understand its functions and to provide years of dependable results, please read all instructions first.
This appliance conforms to the following standards:
EN 12470-3 Clinical thermometers —Part 3: Performance of compact electrical thermometers (non-predictive and predictive) with maximum device,
ISO 80601-2-56 Medical electrical equipment —Part 2-56:Particular requirements for basic safety and essential performance of clinical thermometers for body temperature measurement,
EN 60601-1-11 Medical electrical equipment —Part 1-11: General requirements for basic safety and essential performance – Collateral Standard: Requirements for medical electrical equipment and medical electrical systems used in the home healthcare environment and complies with the requirements of EN 60601-1-2(EMC), IEC/EN60601-1(Safety) standards. And the manufacturer is ISO 13485 certified.

CONTENTS

1 Thermometer, 1 Owners Manual, 1 Storage Case

PRODUCT ILLUSTRATION

Figure 1

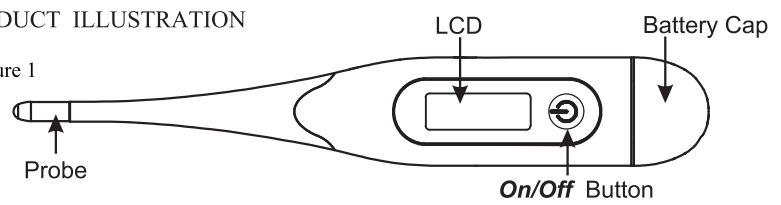

PRECAUTION

* The performance of the device may be degraded should one or more of the following occur:
- Operation outside the manufacturer' ss tatedtemperaturea ndh umidityr ange.
- Storage outside the manufacturer' ss tatedtemperaturea ndh umidityr ange.
- Mechanical shock (for example, drop test)or degraded sensor.
- Patient temperature is below ambient temperature.
* Portable and mobile RF communications can affect the device. The device needs special pre-cautions regarding EMC according to the EMC information provided in the accompany documents.

SYMBOL EXPLANATION

⎓	Direct Current	LOT	Batch Code
	Type BF Applied Part		Manufacturer
	Consult Accompanying Documents	-20℃ 55℃	Storage and Transportation Temperature Limit: -20℃~55℃ (-4℉ 131℉)
EC REP	European Authorized Representative		

SPECIFICATIONS

Type:	Digital Thermometer (Not Predictive)
Measure Range:	32.0℃ 42.9℃(90.0℉-109.9℉)(℃ /℉ chosen by manufacturer)
Accuracy:	±0.1℃(±0.2℉) during 35.5℃~42.0℃(95.9℉~107.6℉) at 18℃~28℃ (64.4℉~82.4℉) ambient operating range ±0.2℃(±0.4℉) for other measuring and ambient operating range
Operating mode:	Direct Mode
Display:	Liquid crystal display, 3 1/2 digits
Memory:	For storing the last measured value
Battery:	One 1.5 V DC. button battery (size LR41or SR41, UCC 392)
Battery life:	Approx. 200hours of continuous operation or 1 year with 3 measurements per day
Dimension:	13.9cm x 2.2cm x 1.2cm (L x W x H)
Weight:	Approx. 12 grams including battery
Expected service life:	Three years
Ambient operating range:	Temperature: 5℃ 40℃(41℉ 104℉) Relative humidity: 15%~95%RH Atmospheric Pressure : 700hPa ~ 1060hPa
Storage and transportation condition:	Temperature: -20℃~55℃(-4℉ 131℉) Relative humidity: 15%~95%RH Atmospheric Pressure : 700hPa ~ 1060hPa
Ingress Protection Rating:	IP 27
Classification:	Type BF

DIRECTIONS

1. Press the *On/Off* Button next to LCD display. A tone will sound as the screen shows followed by last recorded temperature. After showing the self-test temperature, the thermometer is now in the testing mode.
2. Position thermometer in desired location (mouth, rectum, or armpit.)
   a) **Oral Use:** Place thermometer under tongue as indicated by " √ " position shown in Figure 2. Close your mouth and breathe evenly through the nose to prevent the measurement from being influenced by inhaled/exhaled air. Normal temperature between 35.7 ℃ and 37.3 ℃ (96.3 ℉ and 99.1 ℉).

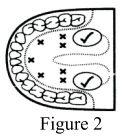

Figure 2

   b) **Rectal Use:** Lubricate silver probe tip with petroleum jelly for easy insertion. Gently insert sensor approximately 1cm (less than 1/2 ") into rectum. Normal temperature between 36.2 ℃ and 37.7 ℃ (97.2 ℉ and 99.9 ℉).
   c) **Armpit Use:** Wipe armpit dry. Place probe in armpit and keep arm pressed firmly at side. From a medical viewpoint, this method will always provide inaccurate readings, and should not be used if precise measurements are required. Normal temperature between 35.2 ℃ and 36.7 ℃ (95.4 ℉ and 98.1 ℉).
3. The degree sign flashes throughout the testing process. When flashing stops an alarm will beep for approximately 10 seconds. The measured reading will appear on the LCD simultaneously. The minimum measurement time until the signaling tone (beep) must be maintained without exception. The measurement continues even after the buzzer notification. So that in order to achieve better body temperature measurement result, recommend to keep the probe in mouth and rectum about 2 minutes, or in armpit about 5 minutes regardless of the beep sound and at least 30 seconds measurement interval should be maintained.

*Note: Normally the buzzes are " Bi-Bi-Bi-B i-" ; Alarmb eepsm orera pidlyw hente mperature reaches 37.8 ℃ (100 ℉) or higher ,and t he buzzesare " Bi-Bi-Bi----- Bi-Bi-Bi------- Bi-Bi-Bi"

4. To prolong battery life, press the *On/Off* Button to turn unit off after testing is complete. If no action is taken, the unit will automatically shut off after around10 minutes.

TROUBLESHOOTING

Error message	Problem	Solution
Lo	Temperature taken is lower than 32.0°C(90.0°F)	Turn off, wait one minute and take a new temperature via close contact and sufficient rest.
Hi	Temperature taken is higher than 42.9°C(109.9°F)	Turn off, wait one minute and take a new temperature via close contact and sufficient rest.
Err	The system is not functioning properly.	Unload the battery, wait for 1 minute and repower it. If the message reappears, contact the retailer for service.
	Dead battery: Battery icon is flashing, can't be measurable.	Replace the battery.

BATTERY REPLACEMENT

1. Replace battery when " " appears in the lower right corner of LCD display.
2. Pull battery cover off as shown in Figure 3.
3. Gently pull out plastic circuit board with battery chamber approximately 1 cm (slightly less than1/2 ".) (See Figure 4)
4. Use pointed object such as a pen to remove old battery. Discard battery lawfully. Replace with new 1.5V DC button type LR41 or SR41,UCC392, or equivalent. Be sure battery is installed with "+" polarity facing up. (See Figure 5)
5. Slide battery chamber back into place and attach cover.

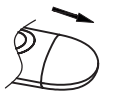

Figure 3

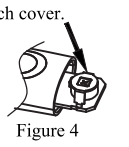

Figure 4

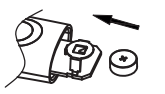

Figure 5

CALIBRATION

The thermometer is initially calibrated at the time of manufacture. If the thermometer is used according to the use instruction, periodic readjustment is not required. However, we recommend checking calibration every two years or whenever clinical accuracy of the thermometer is in question. Turn on the thermometer and insert into the water bath and then check the laboratory accuracy of thermometer. Please send the complete device to the dealers or manufacturer.
The above recommendations do not supersede the legal requirements. The user must always comply with legal requirements for the control of the measurement, functionality, and accuracy of the device which are required by the scope of relevant laws, directives or ordinances where the device is used.

CLEANING AND DISINFECTION

Wipe the thermometer with a soft clean cloth.
For stubborn stains, wipe the thermometer with a cloth that has been dampened with water or a neutral detergent solution and then wring thoroughly. Finish by wiping with a soft dry cloth.
For disinfection, 70% Ethanol or Isopropyl alcohol can be used.
Observe the following to prevent damage to the thermometer.
-Do not use benzene, thinner, gasoline or other strong solvents to clean the thermometer.
-Do not attempt to disinfect the sensing section (tip) of the thermometer by immersing in alcohol or in hot water (water over 50℃(122℉)).
-Do not use ultrasonic washing to clean the thermometer.

LIMITED WARRANTY

The thermometer is guaranteed for one year from the date of purchase. If the thermometer does not function properly due to defective components or poor workmanship, we will repair or replace it free of charge. All components are covered by this warranty excluding the battery. The warranty does not cover damages to your thermometer due to improper handling. To obtain warranty service, an original or copy of the sales receipt from the original retailer is required.

Disposal of this product and used batteries should be carried out in accordance with the national regulations for the disposal of electronic products.

IMPORTED & MARKETED BY:
Passim Medichem Agencies
186, Ind. Area Phase II,
Chandigarh 160 002, INDIA
IEC No.: 2203001739
Drug Lic. No.: 1222-97/OBW & 1223-97/BW
Corporate Office:
902, 9th Floor, WallFort House,
S.V. Road,Near Citi Mall,
Goregaon (W)
Mumbai-400 062 INDIA
Customer Care No.:
1800 309 3009
Website: www.drodin.in
Email ID: customercare@drodin.in

WARRANTY CARD

Model No..... Lot No. .....
Invoice No..... Date of Purchase .....
Purchased by : ..... Contact No. .....
Address.....
Dealer Name.....

Dealer Sign & Stamp

Dr. Odin®

Version: 1306