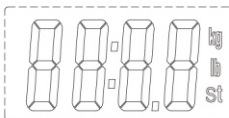


Bathroom Scale

1. Features

- 1-1. Capacity: 180kg / 397lb / 28st: 5lb
- 1-2. Division: 0.1kg / 0.2lb/1 lb
- 1-3. Weight unit: kg / lb / st: lb
- 1-4. Minimal weight: 5kg
- 1-5. Function key: UNIT
- 1-6. Display: LCD
- 1-7. Batteries: 2 x 1.5VAAA
- 1-8. Auto on or press UNIT to switch on
- 1-9. Auto off function

2. LCD display



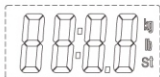
3. Function indication

- 3-1. UNIT: Press "UNIT" button at back of the scale to select desired unit in weighing mode.

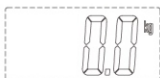
4. Operation instruction

4-1. Select unit before use

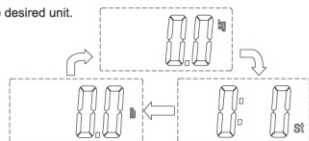
- a) Open the battery door at the back of the scale.
- b) Put the battery in and ensure +/- terminals are correct. The LCD will be on as below.



- c) Close the battery door and wait until "0.0kg" is shown.



- d) Press "UNIT" to select the desired unit.



Note: Please put the scale on flat hard ground after finishing selecting unit, then you can start to standing on the platform to measure according to the measuring procedure below. If there is not any operation in weighing mode, the scale will turn off automatically after about 10s.

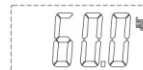
4-2. Measuring (Unit kg selected)

- a) Please put the scale on flat and hard ground.

- b) Please stand on the platform directly to switch on.



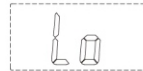
- c) Stand still and the weight data will be locked automatically after blinking. Then the scale will turn off after about 10s.



Note: If you want to measure once again, please step off, then step on the platform again.

5. Indication message

- 5-1. Low battery indication. When "Lo" is shown, the scale will turn off after a few seconds and please change the battery.



- 5-2. When Err is shown it indicates overload. Please remove the weight on the scale to protect the sensors.



6. Reminder

- 6-1. Ensure the scale is on a flat and hard surface. Avoid carpet or soft surfaces.
- 6-2. The surface of the scale will be slippery if wet. Please make sure both the glass and your feet are dry before use.
- 6-3. This scale is not waterproof. Do not expose to moisture.
- 6-4. Clean the scale with a slightly damp cloth. Do not use any chemical/abrasive cleaning agents to clean the scale.
- 6-5. Please remove the battery, if the scale is not to be used for a long time.

IMPORTED & MARKETING BY:
Passim Medichem Agencies
 # 186, Ind. Area Phase II, Chandigarh 160 002
 Corporate Office:
 # 902, 9th Floor, WallFort House, S.V. Road,
 Near Citi Mall, Goagan (W)
 Mumbai-400 062-INDIA
 Customer Care No.:
 +91-9878785333, 9359490504
 Website: www.drodin.in
 Email ID: customercare@drodin.in