

124mm

INSTANT FLEXIBLE DIGITAL THERMOMETER

OWNER'S MANUAL

Model: DMT - 4320

Warning :

- ⚠ Read instructions thoroughly before using digital thermometer.
- ⚠ Choking Hazard: Thermometer cap and battery may be fatal if swallowed. Do not allow children to use this device without parental supervision.
- ⚠ Do not use thermometer in ear. Designed use is for oral, rectal, and armpit (axilla) readings only.
- ⚠ Do not place thermometer battery near extreme heat as it may explode.
- ⚠ Note: Use of the probe cover may result in a 0.1 °C (0.2 °F) discrepancy from actual temperature.
- ⚠ It is recommended the performance should be checked every two years.
- ⚠ Remove battery from the device when not in operation for a long time.
- ⚠ The use of temperature readings for self-diagnosis is dangerous. Consult your doctor for the interpretation of results. Self-diagnosis may lead to the worsening of existing disease conditions.
- ⚠ Do not attempt measurements when the thermometer is wet as inaccurate readings may result.
- ⚠ Do not bite the thermometer. Doing so may lead to breakage and/or injury.
- ⚠ Do not attempt to disassemble or repair the thermometer. Doing so may result in inaccurate readings.
- ⚠ After each use, disinfect the thermometer especially in case the device is used by more than one person.
- ⚠ Do not force the thermometer into the rectum. Stop insertion and abort the measurement when pain is present. Failure to do so may lead to injury.
- ⚠ Do not use thermometer orally after being used rectally.
- ⚠ For children who are two years old or younger, please do not use the devices orally.

PLEASE READ CAREFULLY BEFORE USING

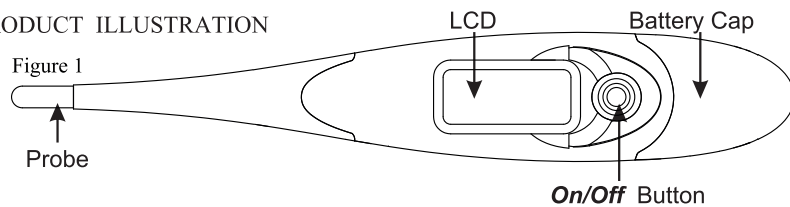
This digital thermometer provides a quick and highly accurate reading of an individual's body temperature. To better understand its functions and to provide years of dependable results, please read all instructions first.

This thermometer is manufactured according to the system of EN12470-3:2000+A1:2009 ASTM E1112-00(Reapproval 2011).
And the manufacturer is EN ISO 9001:2008 and EN ISO 13485:2012/AC:2012.

CONTENTS

1 Thermometer, 1 Owners Manual, 1 Storage Case

PRODUCT ILLUSTRATION



PRECAUTION



- * The performance of the device may be degraded should one or more of the following occur:
 - Operation outside the manufacturer's stated temperature and humidity range.
 - Storage outside the manufacturer's stated temperature and humidity range.
 - Mechanical shock (for example, drop test).
 - Patient temperature is below ambient temperature.

* Portable and mobile RF communications such as microwave ovens and cell phones, which generate strong electrical or electromagnetic fields, near the device, as they may become interference source to the device.

SYMBOL EXPLANATION

	Direct Current		Batch code
	Type BF Applied Part		Manufacturer
	Caution, consult accompanying documents		

SPECIFICATIONS

Type:	Digital Thermometer (Not Predictive)
Range:	32.0°C - 42.9°C (90.0°F - 109.9°F) (°C / °F depends on manufacturer)
Accuracy:	±0.1°C, 35.5°C - 42.0°C (±0.2 °F, 95.9°F - 107.6°F) ±0.2°C under 35.5°C or over 42.0°C (±0.4°F under 95.9°F or over 107.6°F) at ambient temperature of 18 °C to 28 °C (64.4 °F to 82.4 °F)
Display:	Liquid crystal display, 3 1/2 digits
Memory:	For storing the last measured value
Battery:	One 1.5 V DC. button battery (size LR41 or SR41, UCC 392)
Battery life:	Approx 200 hours
Dimension:	13.9cm x 2.3cm x 1.3cm (L x W x H)
Weight:	Approx. 13 grams including battery
Using environment:	Temperature: 5°C - 40°C (41°F - 104°F) Relative humidity: 15%~95%RH
Storage and transportation condition:	Temperature: -20°C ~ 55°C (-4°F - 131°F) Relative humidity: 15%~95%RH
Ingress Protection Rating:	IP 27
Classification:	Type BF

°C/ °F SWITCHABLE

Temperature readings are available in the Fahrenheit or Celsius scale (°C/°F; located in the upper right corner of LCD.) With the unit off, press and hold the *On/Off* Button for approximately 4 seconds to change the current setting.

DIRECTIONS

- Press the *On/Off* Button next to LCD display. A tone will sound as the screen shows **1888^{°E}** followed by last recorded temperature. After showing the self-test temperature, the thermometer is now in the testing mode.

*Note: If the measured temperature is less than 32 °C or 90 °F, the LCD will display Lo, if the measured temperature is higher than 42.9 °C or 109.9 °F, the LCD will display Hi.

- Position thermometer in desired location (mouth, rectum, or armpit.)

- Oral Use:** Place thermometer under tongue as indicated by "✓" position shown in Figure 2. Close your mouth and breathe evenly through the nose to prevent the measurement from being influenced by inhaled/exhaled air. Normal temperature between 35.7 °C and 37.3 °C (96.3 °F and 99.1 °F)

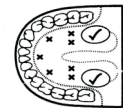


Figure 2

- Rectal Use:** Lubricate silver probe tip with petroleum jelly for easy insertion. Gently insert sensor approximately 1cm (less than 1/2 ") into rectum. Normal temperature between 36.2 °C and 37.7 °C (97.2 °F and 99.9 °F).

- Armpit Use:** Wipe armpit dry. Place probe in armpit and keep arm pressed firmly at side. From a medical viewpoint, this method will always provide inaccurate readings, and should not be used if precise measurements are required. Normal temperature between 35.2 °C and 36.7 °C (95.4 °F and 98.1 °F).

- The degree sign flashes throughout the testing process. When flashing stops an alarm will beep for approximately 10 seconds. The measured reading will appear on the LCD simultaneously. The minimum measurement time until the signaling tone (beep) must be maintained without exception. The measurement continues even after the buzzer notification. The displayed temperature will not change when thermometer is removed from its testing position.

*Note: Normally the buzzes are "Bi-Bi-Bi-Bi"; Alarm beepm orera pidlyw hente mperature reaches 37.8 °C (100 °F) or higher, and the buzzes are "Bi-Bi-Bi---- Bi-Bi-Bi----- Bi-Bi-Bi"

- To prolong battery life, press the *On/Off* Button to turn unit off after testing is complete. If no action is taken, the unit will automatically shut off after around 10 minutes.
- Store the thermometer in its protective case.

BATTERY REPLACEMENT

- Replace battery when " " appears in the lower right corner of LCD display.
- Pull battery cover off as shown in Figure 3.
- Gently pull out plastic circuit board with battery chamber approximately 1 cm (slightly less than 1/2 "). (See Figure 4)
- Use pointed object such as a pen to remove old battery. Discard battery lawfully. Replace with new 1.5V DC button type LR41 or SR41, UCC392, or equivalent. Be sure battery is installed with "+" polarity facing up. (See Figure 5)
- Slide battery chamber back into place and attach cover.

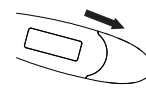


Figure 3

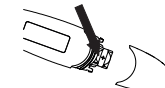


Figure 4

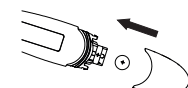


Figure 5

CLEANING AND DISINFECTION

Wipe the thermometer with a soft clean cloth.

For stubborn stains, wipe the thermometer with a cloth that has been dampened with water or a neutral detergent solution and then wring thoroughly. Finish by wiping with a soft dry cloth.

Observe the following to prevent damage to the thermometer.

- Do not use benzene, thinner, gasoline or other strong solvents to clean the thermometer.
- Do not soak the sensing section in alcohol for long periods of time or attempt to sterilize it using hot water (water at a temperature of 50 °C (122 °F) or higher).
- Do not use ultrasonic washing to clean the thermometer.

LIMITED WARRANTY

The thermometer is guaranteed for one year from the date of purchase. If the thermometer does not function properly due to defective components or poor workmanship, we will repair or replace it free of charge. All components are covered by this warranty excluding the battery. The warranty does not cover damages to your thermometer due to improper handling. To obtain warranty service, an original or copy of the sales receipt from the original retailer is required.

Disposal of this product and used batteries should be carried out in accordance with the national regulations for the disposal of electronic products.

IMPORTED & MARKETED BY:
Passim Medicchem Agencies
186, Ind. Area Phase II,
Chandigarh 160 002, INDIA
IEC No.: 2203001739
Drug Lic. No.: 1222-97/0BW & 1223-97/BW
Corporate Office:
902, 9th Floor, Wallfort House,
S.V. Road, Near Citi Mall,
Goregaon (W)
Mumbai-400 062 INDIA
Customer Care No.:
+91-9878785333, 9359490504
Website: www.drodrin.in
Email ID: customercare@drodrin.in

WARRANTY CARD	
Model No.	Lot No.
Invoice No.	Date of Purchase
Purchased by :	Contact No.
Address:	
Dealer Name:	
Dealer Sign & Stamp	

Version: 1306

265mm